

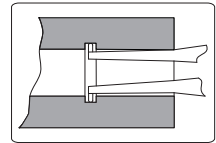
SERIES 411

INTERNAL DIAL CALIPER GAUGE

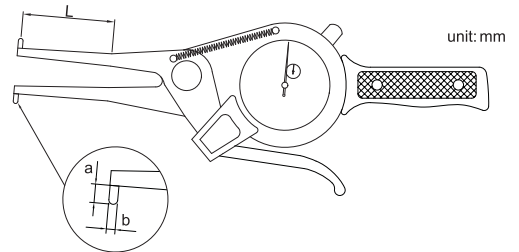
- ◆ Measure the internal dimension
- ◆ Graduation: 0.01mm



411-035-11



Code	Range	Accuracy	a	b	L
411-035-11	15-35mm	±0.04mm	3	Ø3	50
411-055-11	35-55mm	±0.04mm	6	Ø3	80
411-075-11	55-75mm	±0.04mm	8	Ø3	90
411-095-11	75-95mm	±0.04mm	8	Ø3	100
411-115-11	95-115mm	±0.04mm	10	Ø3.2	120
411-135-11	115-135mm	±0.04mm	10	Ø3.2	120



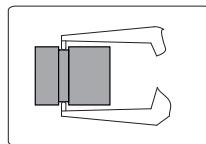
SERIES 421

EXTERNAL DIAL CALIPER GAUGE

- ◆ Measure the external dimension
- ◆ Graduation: 0.01mm



421-020-11



Code	Range	Accuracy	L
421-020-11	0-20mm	±0.04mm	60
421-040-11	20-40mm	±0.04mm	60
421-060-11	40-60mm	±0.04mm	55
421-080-11	60-80mm	±0.04mm	55
421-100-11	80-100mm	±0.04mm	55

