

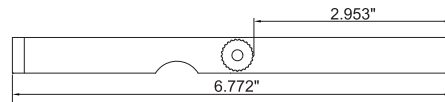
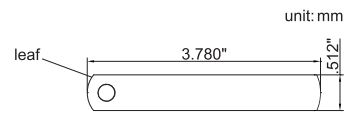
917

INCH FEELER GAUGE

- ◆ .010" is made of brass, others are made of hardened alloy steel
- ◆ Each blade is marked with inch/metric size

Code	Range	Quantity of Leaves
917-035-31	.0015" ~ .035"	32

Thickness of leaves included	Accuracy
.010" (brass)	±.00039"
.0015", .002"	±.0002"
.0025"~ .007"	±.00028"
.008", .009"	±.00035"
.010", .011"	±.00039"
.012", .013"	±.00047"
.014", .015"	±.00051"
.016", .017"	±.00055"
.018", .019"	±.00059"
.020", .021"	±.00067"
.022", .023"	±.00071"
.024", .025", .026"	±.00075"
.028"	±.00091"
.030"	±.00094"
.032", .035"	±.00102"



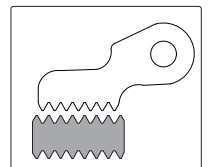
SERIES 922/923/924/925

PITCH GAUGE

- ◆ Measure the pitch of thread
- ◆ Accuracy: ±0.07mm



922-007-22



METRIC 60° SCREW

Code	Range	Quantity	Leaves pitch
922-007-22	0.4 - 7.0mm	22	0.4, 0.5, 0.6, 0.7, 0.75, 0.8, 0.9, 1, 1.25, 1.5, 1.75, 2, 2.5, 3, 3.5, 4, 4.5, 5, 5.5, 6, 6.5, 7mm
922-007-24	0.25 - 7.0mm	24	0.25, 0.3, 0.35, 0.4, 0.5, 0.7, 0.75, 0.8, 0.9, 1, 1.25, 1.5, 1.75, 2, 2.5, 3, 3.5, 4, 4.5, 5, 5.5, 6, 6.5, 7mm
922-006-24	0.25 - 6.0mm	24	0.25, 0.3, 0.35, 0.4, 0.45, 0.5, 0.6, 0.7, 0.75, 0.8, 0.9, 1, 1.25, 1.5, 1.75, 2, 2.5, 3, 3.5, 4, 4.5, 5, 5.5, 6mm

UNIFIED 60° SCREW

Code	Range	Quantity	Leaves pitch
923-042-30	4 - 42TPI	30	4, 4-1/2, 5, 5-1/2, 6, 7, 8, 9, 10, 11, 11-1/2, 12, 13, 14, 15, 16, 18, 20, 22, 24, 26, 27, 28, 30, 32, 34, 36, 38, 40, 42TPI

WHITWORTH 55° SCREW

Code	Range	Quantity	Leaves pitch
924-042-30	4 - 42TPI	30	4, 4-1/2, 5, 5-1/2, 6, 7, 8, 9, 10, 11, 12, 13, 14, 15, 16, 18, 19, 20, 22, 24, 26, 27, 28, 30, 32, 34, 36, 38, 40, 42TPI
924-062-28	4 - 62TPI	28	4, 4-1/2, 5, 6, 7, 8, 9, 10, 11, 12, 13, 14, 16, 18, 19, 20, 22, 24, 25, 26, 28, 30, 32, 36, 40, 48, 60, 62TPI

METRIC 60° AND WHITWORTH 55° SCREW

Code	Range	Quantity	Leaves pitch
925-062-52	0.25 - 6.0mm and 4 - 62TPI	52	pitch of 922-006-24 and 924-062-28