

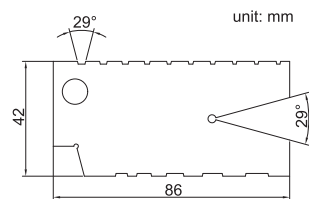
SERIES 927

THREAD GAUGE

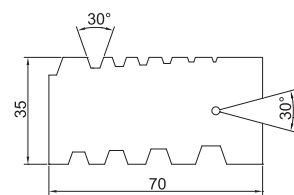
- ◆ To check and set screw cutting tools
- ◆ Angle accuracy: $\pm 10\text{min}$.



927-008-01



927-008-01



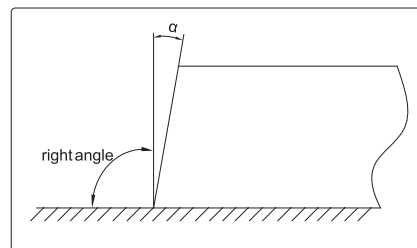
927-012-01

Code	Range	Thread type	Pitch
927-008-01	1 - 10TPI	ACME 29°	1, 1-1/3, 1-1/2, 1-3/4, 2, 2-1/2, 3, 4, 5, 6, 7, 8, 9, 10TPI
927-012-01	2 - 12mm	Tr30°	2, 3, 4, 5, 6, 7, 8, 9, 10, 12mm

931

ANGLE GAUGE

- ◆ Check the coangle
- ◆ Accuracy: $\pm 30'$



Code	Range	Quantity	Leaves angle(α)
931-045-20	1° - 45°	20	1°, 2°, 3°, 4°, 5°, 6°, 7°, 8°, 9°, 10°, 12°, 14°, 16°, 18°, 20°, 25°, 30°, 35°, 40°, 45°