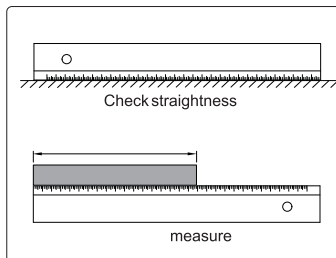
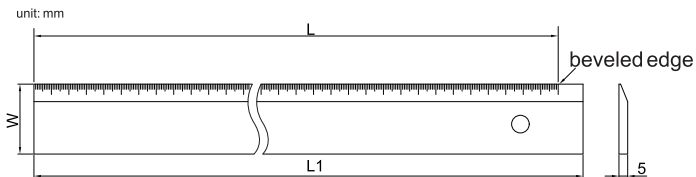


## STRAIGHT EDGE RULE

## SERIES 991



991-012-01



- ◆ Check straightness, as well as for measurement
- ◆ Made of hardened tool steel, chrome plated

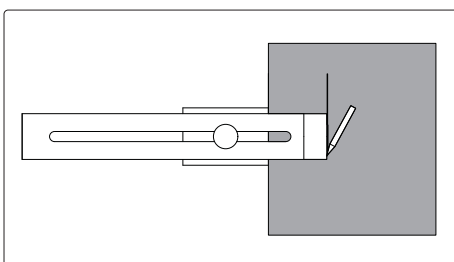
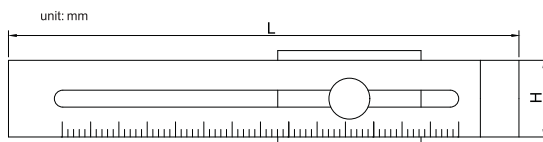
Code	Range(L)	Straightness	W	L1
991-012-01	300mm	0.02mm	40mm	320mm
991-020-01	500mm	0.03mm	40mm	520mm
991-040-01	1000mm	0.04mm	50mm	1020mm

## MARKING GAUGE

## SERIES 992



992-010-01



- ◆ Made of stainless steel
- ◆ Stain chrome finish

Code	Range	Graduation	Accuracy	H	L
992-008-01	0 - 200mm	0.1mm	±0.1mm	40mm	250mm
992-010-01	0 - 250mm	0.1mm	±0.1mm	40mm	300mm
992-012-01	0 - 300mm	0.1mm	±0.1mm	40mm	350mm

